




EKC
EVEREST KANTO CYLINDER LIMITED
Clean Energy Solution Company

**Q4 & FY26 Results
Presentation**

May 30, 2026





Safe Harbor

Certain statements in this communication may be 'forward looking statements' within the meaning of applicable laws and regulations. These forward-looking statements involve several risks, uncertainties and other factors that could cause actual results to differ materially from those suggested by the forward-looking statements. Important developments that could affect the Company's operations include changes in the industry structure, significant changes in political and economic environment in India and overseas, tax laws, import duties, litigation and labor relations.

Everest Kanto Cylinder Limited (EKC) will not be in any way responsible for any action taken based on such statements and undertakes no obligation to publicly update these forward-looking statements to reflect subsequent events or circumstances.

Table of Contents

Q4 & FY26 Financial Performance

4

News & Updates

12

Historical Financials

15



Q4 & FY26 Financial Performance



EVEREST KANTO CYLINDER LIMITED
Clean Energy Solution Company

Consolidated Key Performance Highlights – Q4 FY26 (YoY comparisons)

Consolidated Revenues stood at **Rs. 358.2 crore**

EBITDA stood at **Rs. 39.6 crore, up 4.5%**

Profit Before Tax stood at **Rs. 21.2 crore**

Profit After Tax stood at **Rs. 45.7 crore, up 244.4%**

EPS stood at **Rs. 4.09**

India business stood at **Rs. 250.3 crore**

Consolidated Key Performance Highlights – FY26 (YoY comparisons)

Consolidated Revenues
stood at **Rs. 1,470.6**
crore

EBITDA stood at
Rs. 203 crore, up
15.7%

Profit Before Tax stood at
Rs. 159.9 crore, up
22.6%

Profit After Tax stood at
Rs. 146.7 crore, up
50.1%

EPS stood at **Rs. 13.09**

India business stood at **Rs.**
966.7 crore

Quarterly Overview – Q4 FY26 vs Q4 FY25 (Y-o-Y)

	Consolidated	Standalone
Revenues	Rs. 358.2 Cr	Rs. 250.3 Cr
EBITDA	Rs. 39.6 Cr ↑ 4.5%	Rs. 30.6 Cr ↑ 29.6%
PBT	Rs. 21.2 Cr	Rs. 25.3 Cr ↑ 52.7%
PAT	Rs. 45.7 Cr ↑ 244.4%	Rs. 15.5 Cr ↑ 187.4%

* Consolidated revenue broadly stable YoY at Rs. 358.2 crore, supported by resilient performance in the India business, while international revenues remained relatively subdued

- * EBITDA at Rs. 39.6 crore; margins expanded 208 bps YoY to 11.1%
- * EBITDA growth and margin performance were driven by favourable product mix, improved realisations, and continued cost discipline
 - Consolidated EBITDA margin stood at 11.1% (vs. 9.0% in Q4 FY25)
 - Standalone EBITDA margin stood at 12.2% (vs. 8.8% in Q4 FY25)

- * Consolidated PAT came in at Rs. 45.7 crore
 - Reported profitability was supported by lower tax expense, including a deferred tax credit of Rs. 24.0 crore at the consolidated level

Yearly Overview – FY26 vs FY25 (Y-o-Y)

	Consolidated	Standalone
Revenues	Rs. 1,470.6 Cr	Rs. 966.7 Cr <u>↑ 2.2%</u>
EBITDA	Rs. 203 Cr <u>↑ 15.7%</u>	Rs. 154.4 Cr <u>↑ 53.4%</u>
PBT	Rs. 159.9 Cr <u>↑ 10.9%</u>	Rs. 132.4 Cr <u>↑ 64.1%</u>
PAT	Rs. 146.7 Cr <u>↑ 50.1%</u>	Rs. 81.2 Cr <u>↑ 52.3%</u>

* Consolidated revenues stood at Rs. 1,470.6 crore

* EBITDA improved on the back of favourable product mix, improved realisations and continued cost discipline

- Consolidated EBITDA margin stood at 13.8% (vs. 11.7% in FY25)
- Standalone EBITDA margin stood at 16.0% (vs. 10.6% in FY25)

* Consolidated PAT came in at Rs. 146.7 crore

- PAT margin stood at 10%

Key Developments

Announces annual dividend of Re. 0.70 /- per share

- * For FY 2025-26, the Board of Directors recommended a dividend of Re. 0.70 /- per share on the face value of Re. 2 per share
- * For details on the dividend distribution policy, please refer to the Company's website at [EKC- Dividend Distribution Policy](#)

Abridged P&L Statement (Standalone)

Particulars (Rs. Cr)	Q4 FY26	Q4 FY25	Y-o-Y	FY26	FY25	Y-o-Y
Revenues from Operations	250.3	267.2	-6.3%	966.7	946.2	2.2%
Total Expenditure						
•COGS	141.1	166.1	-15.0%	540.3	577.3	-6.4%
•Employee benefits expense	14.0	10.8	29.4%	47.0	40.7	15.6%
•Other expenses	64.6	66.7	-3.2%	225.0	227.6	-1.2%
EBITDA	30.6	23.6	29.6%	154.4	100.6	53.4%
EBITDA Margin (%)	12.2%	8.8%	339 bps	16.0%	10.6%	534 bps
Other Income	5.1	2.7		15.1	13.9	
Finance Costs	2.5	3.6		10.4	9.2	
Depreciation and Amortization	8.0	6.1		26.8	24.6	
PBT	25.3	16.5	52.7%	132.4	80.7	64.1%
Tax expense	-11.3	-4.7		-38.3	-20.9	
Exceptional Gain/(loss)	1.5	-6.5		-12.9	-6.5	
PAT	15.5	5.4	187.4%	81.2	53.3	52.3%
PAT Margin (%)	6.2%	2.0%	417 bps	8.4%	5.6%	277 bps
EPS Diluted (Rs.)	1.4	0.5	187.5%	7.2	4.8	52.4%

Abridged P&L Statement (Consolidated)

Particulars (Rs. Cr)	Q4 FY26	Q4 FY25	Y-o-Y	FY26	FY25	Y-o-Y
Revenues from Operations	358.2	422.1	-15.1%	1,470.6	1,499.2	-1.9%
Total Expenditure						
•COGS	173.0	245.2	-29.4%	744.5	818.4	-9.0%
•Employee benefits expense	49.3	41.1	19.9%	176.2	148.7	18.5%
•Other expenses	96.2	97.9	-1.7%	346.8	356.6	-2.7%
EBITDA	39.6	37.9	4.5%	203.0	175.5	15.7%
EBITDA Margin (%)	11.1%	9.0%	208 bps	13.8%	11.7%	210 bps
Other Income	0.2	2.3		21.5	9.9	
Finance Costs	4.0	4.0		14.5	13.5	
Depreciation and Amortization	14.5	10.5		50.1	41.5	
PBT	21.2	25.7	-17.4%	159.9	130.4	22.6%
Tax expense	22.9	-6.0		-13.0	-26.2	
Exceptional Gain/(loss)	1.54	-6.5		-0.25	-6.5	
PAT	45.7	13.3	244.4%	146.7	97.7	50.1%
PAT Margin (%)	12.8%	3.1%	961 bps	10.0%	6.5%	346 bps
EPS Diluted (Rs.)	4.1	1.2	243.7%	13.1	8.7	49.9%



News & Updates



EVEREST KANTO CYLINDER LIMITED
Clean Energy Solution Company

News & Updates

EKC at EGPES 2026, Cairo



April 2026

- * Showcased high-pressure gas cylinder solutions at a leading regional energy platform
- * Strengthened engagement with customers and industry stakeholders across MENA markets
- * Highlighted capabilities across industrial gases, CNG, clean energy and advanced gas storage applications

News & Updates

Global CNG cylinder market outlook remains favourable



Source: Valuates Reports - Global CNG Cylinders Market, 2026

March 2026

- * Global CNG cylinder market projected to grow at 8.3% CAGR to reach USD 2.22 billion by 2032
- * Fleet operators and public transport networks increasingly transitioning to natural gas vehicles
- * Scale-up in CNG adoption expected to drive greater focus on cylinder quality, safety and compliance standards



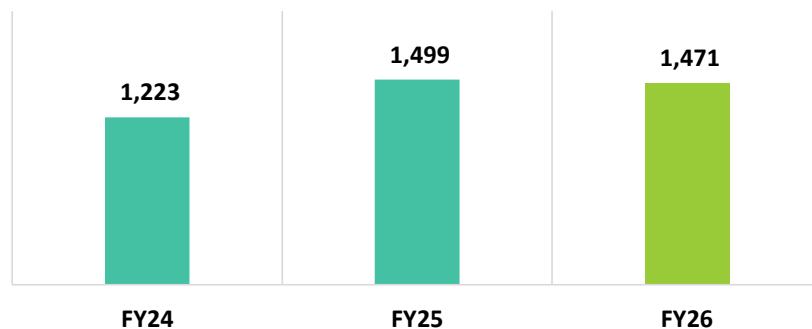
Historical Financials



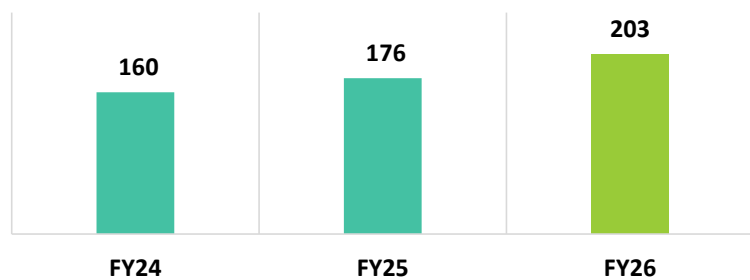
EVEREST KANTO CYLINDER LIMITED
Clean Energy Solution Company

Financial Summary

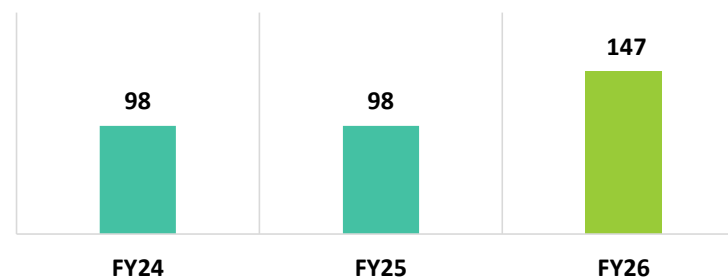
Revenue* (Rs. Crore)



EBITDA



PAT



* Net of inter-segment revenues

Abridged Balance Sheet (Consolidated)

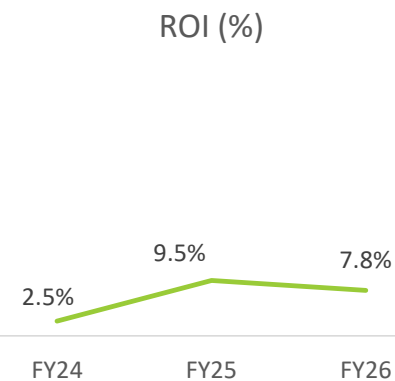
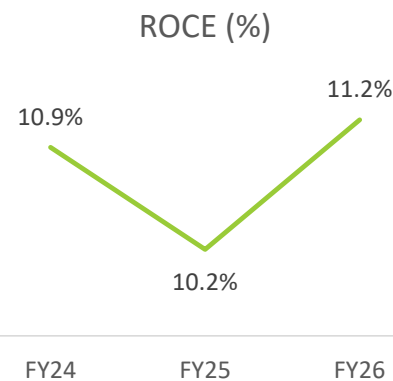
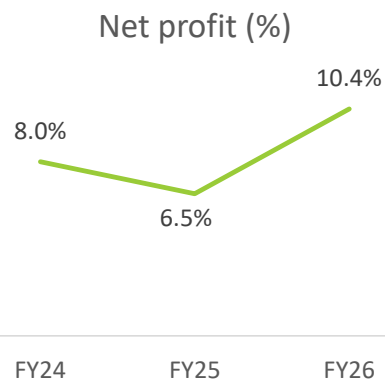
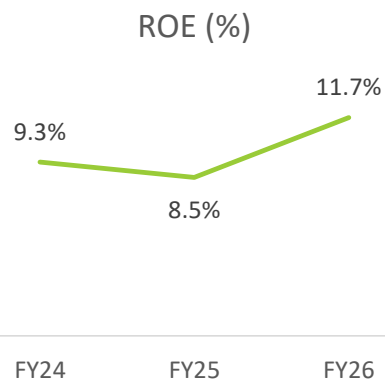
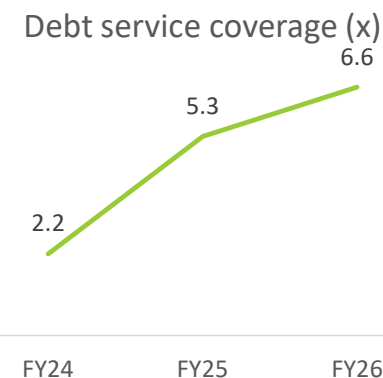
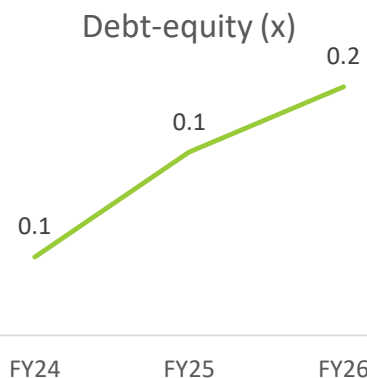
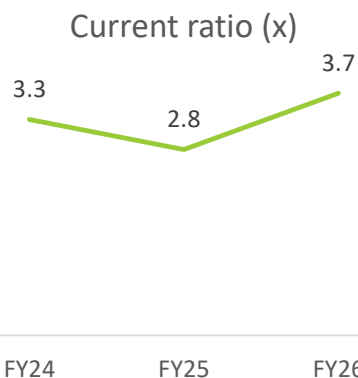
Assets (Rs. Crore)*	2024	2025	2026
Fixed Assets	493.0	579.8	755.3
Other Non-Current Assets	17.5	37.6	60.5
Financial assets	16.4	15.6	13.3
Current Tax Assets (net)	5.4	5.7	7.0
Deferred Tax Assets (net)	-	-	30.0
Net Current Assets	645.5	742.8	852.6
Assets held for Sale (net)	11.2	8.9	10.6
Total	1,189.2	1,390.5	1,729.3

Liabilities (Rs. Crore)*	2024	2025	2026
Shareholder Funds	1,100.2	1,206.4	1,399.8
Long - Term Debt	24.9	52.0	154.2
Other Non-Current Financial Liabilities and Provisions	15.8	9.0	53.1
Deferred Tax Liability	8.5	6.7	11.8
Short-Term Debt	39.8	116.4	110.4
Total	1,189.2	1,390.5	1,729.3

*As on 31st March

Notes: Net Current Assets = Current Assets – (Current Liabilities + Current Provisions + Current Tax Liabilities)
Long Term Debt includes Current Maturities of Long-Term Debt
The above Balance Sheet is an extract of financial statements and has been regrouped for presentation

Key Ratios



About Us



Everest Kanto Cylinder Limited (EKC) (BSE: 532684, NSE: EKC), established in 1978, is a clean energy solutions company and a leading global manufacturer of seamless steel gas cylinders with over 20 million industrial gas and CNG cylinders currently in service.

EKC operates three manufacturing facilities in India located at Tarapur (Maharashtra), Kandla SEZ (Gujarat) and Mundra (Gujarat) along with three at international facilities at Jebel Ali Free Zone in Dubai, Pittsburgh (PA), USA and Egypt, with an aggregate capacity of about 1.8 million cylinders annually. EKC's product range of industrial, CNG and jumbo cylinders is used for high pressure storage of gases such as oxygen, hydrogen, nitrogen, argon, helium, air etc and finds applications in a wide variety of industries such as manufacturing, fire equipment/suppression systems, medical establishments, aerospace/defence and automobiles apart from some specialized usage areas.

Given its strong position in the Indian domestic market and wide acceptance across several key international markets built over the last four decades, EKC is poised to benefit from the increasing usage of gases in industrial production and automobile sectors based on both economic and environmental considerations.

For more information about us, please visit www.everestkanto.com

Contact Us:

Mr. Sanjiv Kapur (CFO)

Everest Kanto Cylinder Limited

Tel: +91 22 4926 8300

Email: sanjiv.kapur@ekc.in

Anoop Poojari / Mitesh Jain

CDR India

Tel: +91 98330 90434 / + 91 96194 44691

Email: anoop@cdr-india.com
mitesh@cdr-india.com



EKC
EVEREST KANTO CYLINDER LIMITED
Clean Energy Solution Company

Thank You

