


**EVEREST KANTO CYLINDER LIMITED**

**Statement of holding of specified securities**

**I. General Information:**

1	Scrip Code:	<b>532684</b>
2	NSE Symbol:	<b>EKC</b>
3	MSEI Symbol:	<b>NOT LISTED</b>
4	ISIN:	<b>INE184H01027</b>
5	Name of Listed Entity :	<b>Everest Kanto Cylinder Limited</b>
6	Whether the Company is SME	<b>No</b>
7	Class of Security:	<b>Equity Shares</b>
8	Type of Report:	<b>Quarterly</b>
9	Quarter ended/Half year ended/Date of Report (for prelisting/Allotment)	<b>31-Mar-2026</b>
10	Date of allotment/ extinguishment (in case of Capital Restructuring selected) / Listing date	
11	Share Holding Pattern Filed under:	<b>Regulation 31(1)(b)</b>
12	Whether the listed entity is a Public Sector Undertaking:	<b>No</b>

**II. Declaration:**






	<b>Particulars</b>	<b>Yes / No</b>	<b>Promoter and Promoter Group</b>	<b>Public Shareholder</b>	<b>Non Promoter - Non-public</b>
1	Whether the Listed Entity has issued any partly paid up shares?	No	No	No	No
2	Whether the Listed Entity has issued any Convertible Securities?	No	No	No	No
3	Whether the Listed Entity has issued any Warrants?	No	No	No	No
4	Whether the Listed Entity has any shares against which depository receipts are	No	No	No	No
5	Whether the Listed Entity has any shares in locked-in?	No	No		
6	Whether any shares held by promoters are pledge or otherwise encumbered?	No	No	No	No
7	Whether Company has Equity Shares with differential voting rights?	No	No	No	No
8	Whether the listed entity has any significant beneficial owner?	Yes			

Table I - Summary Statement holding of specified securities

(I)	(II)	(III)	(IV)	(V)	(VI)	(VII) = (IV)+(V)+ (VI)	(VIII) As a % of (A+B+C2)	(IX)				(X)	(XI)= (VII)+(X) As a % of (A+B+C2)	(XII)		(XIII)		(XIV)
								No. of Voting Rights			Total as a % of (A+B+C)			No.	As a % of total Shares held	No.	As a % of total Shares held	
								Class X Equity	Class y	Total								
								(a)	(b)	(a)				(b)				
(A)	Promoter & Promoter Group	10	75613143	0	0	75613143	67.39	75613143	0	75613143	67.39	0	67.39	0	0.00	0	0.00	75613143
(B)	Public	84292	36594539	0	0	36594539	32.61	36594539	0	36594539	32.61	0	0.00	0	0.00	NA	0.00	36594539
(C)	Non Promoter- Non Public	0	0	0	0	0	0.00	0	0	0	0.00	0	0.00	0	0.00	NA	0.00	0
(C1)	Shares underlying DRs	0	0	0	0	0	0.00	0	0	0	0.00	0	0.00	0	0.00	NA	0.00	0
(C2)	Shares held by Employee Trusts	0	0	0	0	0	0.00	0	0	0	0.00	0	0.00	0	0.00	NA	0.00	0
	<b>Total</b>	<b>84302</b>	<b>112207682</b>	<b>0</b>	<b>0</b>	<b>112207682</b>	<b>100.00</b>	<b>112207682</b>	<b>0.00</b>	<b>112207682</b>	<b>100.00</b>	<b>0</b>	<b>100.00</b>	<b>0</b>	<b>0.00</b>	<b>0</b>	<b>0.00</b>	<b>112207682</b>

Table II - Statement showing shareholding pattern of the Promoter and Promoter Group

	Category & Name of the Shareholders	No. of shareholder (Folios)	No. of fully paid up equity shares held	Partly paid-up equity shares held	Nos. of shares underlying Depository Receipts	Total nos. shares held	Shareholding % calculated as per SCRR, 1957	Number of Voting Rights held in each class of securities			No. of Shares Underlying Outstanding convertible securities (including Warrants)	Shareholding, as a % assuming full conversion of convertible securities (as a percentage of diluted share capital)	Number of Locked in shares		Number of Shares pledged or otherwise encumbered		Number of equity shares held in dematerialized form	Shareholder type				
								(IX)					(X)	(XI) = (VII)+(X) as a % of A+B+C2	(XII)				(XIII)		(XIV)	
								No of Voting Rights							Total as a % of Total Voting rights	No.			As a % of total Shares held	No.		As a % of total shares held
								Class X Equity	Class Y	Total												
(1)	<b>Indian</b>																					
(a)	<b>Individuals/Hindu undivided Family</b>	<b>7</b>	<b>52774399</b>	<b>0</b>	<b>0</b>	<b>52774399</b>	<b>47.03</b>	<b>52774399</b>	<b>0</b>	<b>52774399</b>	<b>47.03</b>	<b>0</b>	<b>47.03</b>	<b>0</b>	<b>0.00</b>	<b>0</b>	<b>0.00</b>	<b>52774399</b>	<b>Promoter</b>			
i	Suman Premkumar Khurana	1	27384005	0	0	27384005	24.40	27384005	0	27384005	24.40	0	24.40	0	0.00	0	0.00	27384005	Promoter			
ii	Puneet Premkumar Khurana	1	10469088	0	0	10469088	9.33	10469088	0	10469088	9.33	0	9.33	0	0.00	0	0.00	10469088	Promoter			
iii	Pushkar Premkumar Khurana	1	10239973	0	0	10239973	9.13	10239973	0	10239973	9.13	0	9.13	0	0.00	0	0.00	10239973	Promoter			
iv	Varun Khurana	1	4322000	0	0	4322000	3.85	4322000	0	4322000	3.85	0	3.85	0	0.00	0	0.00	4322000	Promoter			
v	Sonia Khurana	1	348333	0	0	348333	0.31	348333	0	348333	0.31	0	0.31	0	0.00	0	0.00	348333	Promoter			
vi	Nishita Khurana	1	10000	0	0	10000	0.01	10000	0	10000	0.01	0	0.01	0	0.00	0	0.00	10000	Promoter			
vii	Pooja Khurana	1	1000	0	0	1000	0.00	1000	0	1000	0.00	0	0.00	0	0.00	0	0.00	1000	Promoter			
(b)	Central Government/ State Government(s)	0	0	0	0	0	0.00	0	0	0	0	0	0	0.00	0	0.00	0	0.00	0			
(c)	Financial Institutions/ Banks	0	0	0	0	0	0.00	0	0	0	0	0	0	0.00	0	0.00	0	0.00	0			
(d)	Any Other (specify)	<b>1</b>	<b>220115</b>	<b>0</b>	<b>0</b>	<b>220115</b>	<b>0.20</b>	<b>0</b>	<b>0</b>	<b>0</b>	<b>0.20</b>	<b>0</b>	<b>0.20</b>	<b>0</b>	<b>0.00</b>	<b>0</b>	<b>0.00</b>	<b>220115</b>	<b>Promoter Group</b>			
(i)	Pushkar Family Trust (Suman Premkumar Khurana)	1	220115	0	0	220115	0.20	220115	0	220115	0.20	0	220115	0	0.00	0	0.00	220115	Promoter Group			
(b)	<b>Bodies Corporate</b>	<b>2</b>	<b>22618629</b>	<b>0</b>	<b>0</b>	<b>22618629</b>	<b>20.16</b>	<b>22618629</b>	<b>0</b>	<b>22618629</b>	<b>20.16</b>	<b>0</b>	<b>20.16</b>	<b>0</b>	<b>0.00</b>	<b>0</b>	<b>0.00</b>	<b>22618629</b>	<b>Promoter Group</b>			
i	Khurana Gases Pvt Ltd	1	17818629	0	0	17818629	15.88	17818629	0	17818629	15.88	0	15.88	0	0.00	0	0.00	17818629	Promoter Group			
ii	Medical Engineers (India) Limited	1	4800000	0	0	4800000	4.28	4800000	0	4800000	4.28	0	4.28	0	0.00	0	0.00	4800000	Promoter Group			
	<b>Sub-Total (A)(1)</b>	<b>10</b>	<b>75613143</b>	<b>0</b>	<b>0</b>	<b>75393028</b>	<b>67.39</b>	<b>75393028</b>	<b>0</b>	<b>75393028</b>	<b>20.16</b>	<b>0</b>	<b>67.39</b>	<b>0</b>	<b>0</b>	<b>0</b>	<b>0.00</b>	<b>75613143</b>				
(2)	<b>Foreign</b>																					
(a)	Individuals (Non-Resident Individuals/ Foreign Individuals)	0	0	0	0	0	0.00	0	0	0	0	0	0	0.00	0	0.00	0	0.00	0			
(b)	Government	0	0	0	0	0	0.00	0	0	0	0	0	0	0.00	0	0.00	0	0.00	0			
(c)	Institutions	0	0	0	0	0	0.00	0	0	0	0	0	0	0.00	0	0.00	0	0.00	0			
(d)	Foreign Portfolio Investor	0	0	0	0	0	0.00	0	0	0	0	0	0	0.00	0	0.00	0	0.00	0			
(e)	Any Other (specify)	0	0	0	0	0	0.00	0	0	0	0	0	0	0.00	0	0.00	0	0.00	0			
	<b>Sub-Total (A)(2)</b>	<b>0</b>	<b>0</b>	<b>0</b>	<b>0</b>	<b>0</b>	<b>0.00</b>	<b>0</b>	<b>0</b>	<b>0</b>	<b>0</b>	<b>0</b>	<b>0</b>	<b>0.00</b>	<b>0</b>	<b>0.00</b>	<b>0</b>	<b>0.00</b>	<b>0</b>			
	<b>Total Shareholding of Promoter and Promoter Group (A)=(A)(1)+(A)(2)</b>	<b>10</b>	<b>75613143</b>	<b>0</b>	<b>0</b>	<b>75393028</b>	<b>67.39</b>	<b>75393028</b>	<b>0</b>	<b>75393028</b>	<b>67.39</b>	<b>0</b>	<b>67.39</b>	<b>0</b>	<b>0.00</b>	<b>0</b>	<b>0.00</b>	<b>75613143</b>				

Pushkar Family Trust, a promoter group entity has confirmed that it is compliance of the exemption order WTM/ASB/CFD/6/2024-25 dated August 14, 2024 passed by SEBI.

Table III - Statement showing shareholding pattern of the Public shareholder

	Category & Name of the Shareholders	PAN	Nos. of shareholder (Folios)	No. of fully paid up equity shares held	Partly paid-up equity shares held	Nos. of shares underlying Depository Receipts	Total nos. shares held	Shareholding % calculated as per SCRR, 1957	Number of Voting Rights held in each class of securities			No. of Shares Underlying Outstanding convertible securities (including Warrants)	Total Shareholding , as a % assuming full conversion of convertible securities (as a percentage of diluted share capital)	Number of Locked in shares		Number of Shares pledged or otherwise encumbered		Number of equity shares held in dematerialized form		
									(IX)					(X)	(XI) = (VII)+(X) as a % of A+B+C2	(XII)			(XIII)	
									No of Voting Rights		Total as a % of Total Voting rights					No.	As a % of total Shares held		No. (not applicable)	As a % of total shares held (Not applicable)
Class X Equity	Class Y	Total	(a)	(b)	(a)	(b)														
(1)	<b>Institutions (Domestic)</b>																			
(a)	Mutual Funds		0	0	0	0	0	0.00	0	0	0	0.00	0	0.00	0	0.00	NA	0	0	
(b)	Venture Capital Funds		0	0	0	0	0	0.00	0	0	0	0	0.00	0	0.00	NA	0	0	0	
(c)	Alternate Investment Funds		2	249237	0	0	249237	0.22	249237	0	249237	0.22	0	0.00	0	0.00	NA	249237	0	
(d)	Financial Institutions/ Banks		0	0	0	0	0	0.00	0	0	0	0.00	0	0.00	0	0.00	NA	0	0	
(e)	Insurance Companies		0	0	0	0	0	0.00	0	0	0	0.00	0	0.00	0	0.00	NA	0	0	
(f)	Provident Funds/ Pension Funds		0	0	0	0	0	0.00	0	0	0	0.00	0	0.00	0	0.00	NA	0	0	
(g)	Asset reconstruction companies		0	0	0	0	0	0.00	0	0	0	0	0.00	0	0.00	NA	0	0	0	
(h)	Sovereign Wealth Funds		0	0	0	0	0	0.00	0	0	0	0.00	0	0.00	0	0.00	NA	0	0	
(i)	NBFCs registered with RBI		1	8200	0	0	8200	0.01	8200	0	8200	0.01	0	0.00	0	0.00	NA	8200	0	
(j)	Other financial institutions		0	0	0	0	0	0.00	0	0	0	0.00	0	0.00	0	0.00	NA	0	0	
(k)	Any Other (specify)		0	0	0	0	0	0.00	0	0	0	0.00	0	0.00	0	0.00	NA	0	0	
	<b>Sub-Total (B)(1)</b>		<b>3</b>	<b>257437</b>	<b>0</b>	<b>0</b>	<b>257437</b>	<b>0.23</b>	<b>257437</b>	<b>0</b>	<b>257437</b>	<b>0.23</b>	<b>0</b>	<b>0.00</b>	<b>0</b>	<b>0.00</b>	<b>NA</b>	<b>257437</b>	<b>0</b>	
(2)	<b>Institutions (Foreign)</b>																			
(a)	Foreign Direct Investment		0	0	0	0	0	0.00	0	0	0	0	0	0.00	0	0.00	NA	0	0	
(b)	Foreign Venture Capital Investors		0	0	0	0	0	0.00	0	0	0	0	0	0.00	0	0.00	NA	0	0	
(c)	Sovereign Wealth Funds		0	0	0	0	0	0.00	0	0	0	0	0	0.00	0	0.00	NA	0	0	
(d)	Foreign Portfolio Investors Category I		22	1191509	0	0	1191509	1.06	1191509	0	1191509	1.06	0	0.00	0	0.00	NA	1191509	0	
(e)	Foreign Portfolio Investors Category II		3	199616	0	0	199616	0.18	199616	0	199616	0.18	0	0.00	0	0.00	NA	199616	0	
(f)	Overseas Depositories (holding DRs) (balancing figure)		0	0	0	0	0	0.00	0	0	0	0	0	0.00	0	0.00	NA	0	0	
(g)	Any Other (specify)		0	0	0	0	0	0.00	0	0	0	0.00	0	0.00	0	0.00	NA	0	0	
	<b>Sub-Total (B)(2)</b>		<b>25</b>	<b>1391125</b>	<b>0</b>	<b>0</b>	<b>1391125</b>	<b>1.24</b>	<b>1391125</b>	<b>0</b>	<b>1391125</b>	<b>1.24</b>	<b>0</b>	<b>0.00</b>	<b>0</b>	<b>0.00</b>	<b>NA</b>	<b>1391125</b>	<b>0</b>	

Table III - Statement showing shareholding pattern of the Public shareholder

	Category & Name of the Shareholders	PAN	Nos. of shareholder (Folios)	No. of fully paid up equity shares held	Partly paid-up equity shares held	Nos. of shares underlying Depository Receipts	Total nos. shares held	Shareholding % calculated as per SCRR, 1957	Number of Voting Rights held in each class of securities			No. of Shares Underlying Outstanding convertible securities (including Warrants)	Total Shareholding , as a % assuming full conversion of convertible securities (as a percentage of diluted share capital)	Number of Locked in shares		Number of Shares pledged or otherwise encumbered		Number of equity shares held in dematerialized form		
									(IX)					(X)	(XI) = (VII)+(X) as a % of A+B+C2	(XII)			(XIII)	
									No of Voting Rights		Total as a % of Total Voting rights					No.	As a % of total Shares held		No. (not applicable)	As a % of total shares held (Not applicable)
									Class X Equity	Class Y										
(3)	<b>Central Government/ State Government(s)</b>																			
(a)	Central Government/ President of India		1	500	0	0	500	0.00	500	0	500	0.00	0	0.00	0	0.00	NA	500		
(b)	State Government/ Governor		1	500	0	0	500	0.00	500	0	500	0.00	0	0.00	0	0.00	NA	500		
(c)	Shareholding by companies or Bodies corporates where Central/State Government is a promoter		0	0	0	0	0	0.00	0	0	0	0.00	0	0.00	0	0.00	NA	0		
	<b>Sub-Total (B)(3)</b>		<b>2</b>	<b>1000</b>	<b>0</b>	<b>0</b>	<b>1000</b>	<b>0.00</b>	<b>1000</b>	<b>0</b>	<b>1000</b>	<b>0.00</b>	<b>0</b>	<b>0.00</b>	<b>0</b>	<b>0.00</b>	<b>NA</b>	<b>1000</b>		
(4)	<b>Non-institutions</b>																			
(a)	Associate companies / Subsidiaries		0	0	0	0	0	0.00	0	0	0	0.00	0	0.00	0	0	NA	0		
(b)	Directors their relatives (excluding independent directors and nominee directors)		0	0	0	0	0	0.00	0	0	0	0.00	0	0.00	0	0	NA	0		
(c)	Key Managerial Personnel		0	0	0	0	0.00	0.00	0	0	0	0.00	0	0.00	0	0	NA	0		
(d)	Relatives of promoters (other than immediate relatives of promoters disclosed under 'Promoter and Promoter Group category)		0	0	0	0	0.00	0.00	0	0	0	0.00	0	0.00	0	0	NA	0		
(e)	Trusts where any peron belonging to Promoter and Promoter Group category is 'trustee', 'beneficiary' or 'author' of the trust		0	0	0	0	0.00	0.00	0	0	0	0.00	0	0.00	0	0	NA	0		
(f)	Investor Education and Protection Fund (IEPF)		1	191654	0	0	191654	0.17	191654	0	191654	0.17	0	0.00	0	0.00	NA	191654		
(g)	Resident Individuals holding nominal share capital up to Rs. 2 lakhs.		81282	28242202	0	0	28242202	25.17	28242202	0	28242202	25.17	0	0.00	0	0.00	NA	28242202		
(h)	Individual shareholders holding nominal share capital in excess of Rs. 2 lakhs.		9	1476529	0	0	1476529	1.32	1476529	0	1476529	1.32	0	0.00	0	0.00	NA	1476529		

Table III - Statement showing shareholding pattern of the Public shareholder

	Category & Name of the Shareholders	PAN	Nos. of shareholder (Folios)	No. of fully paid up equity shares held	Partly paid-up equity shares held	Nos. of shares underlying Depository Receipts	Total nos. shares held	Shareholding % calculated as per SCRR, 1957	Number of Voting Rights held in each class of securities			No. of Shares Underlying Outstanding convertible securities (including Warrants)	Total Shareholding , as a % assuming full conversion of convertible securities (as a percentage of diluted share capital)	Number of Locked in shares		Number of Shares pledged or otherwise encumbered		Number of equity shares held in dematerialized form																			
																			(I)	(II)	(III)	(IV)	(V)	(VI)	(VII = IV+V+VI)	As a % of (A+B+C2) (VIII)	(IX)			(X)	(XI) = (VII)+(X) as a % of A+B+C2	(XII)		(XIII)	(XIV)		
																											No of Voting Rights		Total as a % of Total Voting rights			No.	As a % of total Shares held			No. (not applicable)	As a % of total shares held (Not applicable)
																											Class X Equity	Class Y									
(i)	Non Resident Indians (NRIs)		1193	2093520	0	0	2093520	1.87	2093520	0	2093520	1.87	0	0.00	0	0.00	NA	2093520																			
(j)	Foreign National		0	0	0	0	0	0.00	0	0	0	0.00	0	0.00	0	0.00	NA	0																			
(k)	Foreign Companies		0	0	0	0	0	0.00	0	0	0	0.00	0	0	0	0.00	NA	0																			
(l)	Bodies Corporates		230	1285027	0	0	1285027	1.15	1285027	0	1285027	1.15	0	0.00	0	0.00	NA	1285027																			
(e)	Any Other (specify)		1547	1656045	0	0	1656045	1.48	1656045	0	1656045	1.48	0	0.00	0	0.00	NA	1656045																			
i	Trusts		1	7500	0	0	7500	0.01	7500	0	7500	0.01	0	0.00	0	0.00	NA	7500																			
ii	Limited Liability Partnership		36	85705	0	0	85705	0.08	85705	0	85705	0.08	0	0.00	0	0.00	NA	85705																			
iii	Hindu Undivided Family		1478	1513102	0	0	1513102	1.35	1513102	0	1513102	1.35	0	0.00	0	0.00	NA	1513102																			
iv	Clearing Members		32	49738	0	0	49738	0.04	49738	0	49738	0.04	0	0.00	0	0.00	NA	49738																			
<b>Sub-Total (B)(4)</b>			<b>84262</b>	<b>34944977</b>	<b>0</b>	<b>0</b>	<b>34944977</b>	<b>31.14</b>	<b>34944977</b>	<b>0</b>	<b>34944977</b>	<b>31.14</b>	<b>0</b>	<b>0.00</b>	<b>0</b>	<b>0.00</b>	<b>NA</b>	<b>34944977</b>																			
<b>(B)= (B)(1)+(B)(2)+(B)(3)+(B)(4)</b>			<b>84292</b>	<b>36594539</b>	<b>0</b>	<b>0</b>	<b>36594539</b>	<b>32.61</b>	<b>36594539</b>	<b>0</b>	<b>36594539</b>	<b>32.61</b>	<b>0</b>	<b>0.00</b>	<b>0</b>	<b>0.00</b>	<b>NA</b>	<b>36594539</b>																			
Details of the shareholders acting as persons in Concert for public:																																					
Details of Shares which remain unclaimed for public.																																					

<b>TABLE VI - STATEMENT SHOWING FOREIGN OWNESHIP LIMITS</b>		
Particular	Approved Limits (%)	Limits Utilized (%)
As on shareholding date	100	3.11
As on the end of previous 1st quarter	100	3.30
As on the end of previous 2nd quarter	100	3.37
As on the end of previous 3rd quarter	100	3.12
As on the end of previous 4th quarter	100	3.52
<b>Notes:</b>		
(1) "Approved Limits (%)" means the limit approved by Board of Directors / shareholders of the Listed entity. In case the listed entity has Board approved limit, provide details of sectoral / statutory cap prescribed by Government / Regulatory Authorities.		
(2) Details of Foreign ownership includes foreign ownership / investments as specified in Rule 2(s) of the Foreign Exchange Management (Non-debt Instruments) Rules, 2019, made under Foreign Exchange Management Act, 1999		

**Table V - Statement showing details of Significant Beneficial Owners (SBOs)**

Sr. No.	Details of the SBO (I)		Details of registered owner (II)		Details of holding/exercise of right of the SBO in the reporting company, whether direct or indirect* (III)		Date of creation / acquisition of significant beneficial interest# (IV)
	Name	Nationality	Name	Nationality	Whether by virtue of:		
					Shares	%	
					Volting rights	%	
					Rights on distributable dividend or any other distribution	%	
					Exercise of control	NO	
					Exercise of significant influence	NO	
1	Pushkar Premkumar Khurana	Indian	Khurana Gases Private Limited	Indian	2.02		21-09-1983
2	Pushkar Premkumar Khurana	Indian	Medical Engineers (India) Limited	Indian	1.25		05-01-1980
3	Puneet Premkumar Khurana	Indian	Khurana Gases Private Limited	Indian	7.94		21-09-1983
4	Puneet Premkumar Khurana	Indian	Medical Engineers (India) Limited	Indian	1.49		05-01-1980
5	Varun Khurana	Indian	Medical Engineers (India) Limited	Indian	0.96		09-01-1992
6	Vandana Khurana	Indian	Medical Engineers (India) Limited	Indian	0.33		15-11-1983
7	Pushakr Family Trust (Suman Premkumar Khurana)	Indian	Medical Engineers (India) Limited	Indian	0.25		27-09-2024
8	Pushakr Family Trust (Suman Premkumar Khurana)	Indian	Khurana Gases Private Limited	Indian	5.92		24-02-2025