

报 告 书

REPORT

天津市诺晟诚会计师事务所有限公司

TIANJINSHINUOSHENGCHENG CPAS COMPANY LTD.

中国·天津

CHINA TIANJIN

天津市2019年会计师事务所业务报告书 防伪报备页



报备号码：0221200006920190419584228

报告编号：津诺晟诚审字（2019）第169号

报告单位：EKC工业（天津）有限公司

报备日期：2019-04-19

报告日期：2019-04-19

签字注册会计师：张洪元 王桂军

事务所名称：天津市诺晟诚会计师事务所有限公司

事务所电话：59615963

事务所传真：022-59615963

通讯地址：天津市武清区杨村君利商厦D座506

电子邮件：zx.41@163.com

事务所网址：

防伪监制单位：天津市注册会计师协会

防伪查询网址：<http://www.tjicpa.org.cn>

版权所有：天津市注册会计师协会 津ICP备05002894号

Tianjin Nuo Sheng Cheng Certified Public Accountants

Audit Report

Jin Nuo Sheng Cheng Audit (2019) NO.169

EKC INDUSTRIES (TIANJIN) CO., LTD:

We have audited the accompanying balance sheet of EKC INDUSTRIES (TIANJIN) CO., LTD as of March 31, 2019, and the related statements of income of 2019 January to March.

1. Responsibilities of management

The preparation and fair presentation of the financial statements is the responsibility of the company's management. This responsibility includes: (1) The preparation and fair presentation of the financial statements is according to the enterprise accounting standards and system and make it realize fair reflection; (2) Design, prepare and maintain the internal control related to the reliability of financial reporting, so as to the financial statements are free of material misstatement because of collusion and personnel errors or mistakes.

2. Responsibilities of CPA

Our responsibility is to express an opinion on these financial statements based on our audits. We conducted our audit in accordance with China CPA Auditing Standards. Those standards require that we plan and perform the audit to obtain reasonable assurance about whether the financial statements are free of material misstatement.

An audit includes examining, on a test basis, evidence supporting the amounts and disclosures in the financial statements. The audit procedure selected on an audit is a matter of CPA's professional judgment which contains assessment of the material misstatement risk due to collusion and mistakes. We have conducted proper audit procedures in consideration of the internal control related to financial reporting, but we are not to express an opinion on the effectiveness of internal control. An audit also includes assessing the accounting

principles used and significant estimates made by management, as well as evaluating the overall financial statement presentation.

We believe that our audit provides a reasonable basis for our opinion.

3. Auditing opinion

In our opinion, the financial statement referred to above present fairly, in all material respects, the financial position of EKC INDUSTRIES (TIANJIN) CO.,LTD as of December 31,2018, and the result of its operations of 2018 October to December in conformity with the Accounting Standard for Business Enterprises and <China Accounting System for Business Enterprise>.

Tianjin Nuo Sheng Cheng Certified Public Accountants



TIAN JIN, PRC

CPA:



CPA:



19th, April, 2019

EKC INDUSTRIES (TIANJIN) CO., LTD
BALANCE SHEET

31-March-2019

Monetary Unit : Yuan (RMB)


ITEMS	Row	LAST YEAR AMOUNT	AT END OF PERIOD	ITEMS	Row	LAST YEAR AMOUNT	AT END OF PERIOD
Current Assets	1			Current liability	48		
bank and Cash	2	45,138.96	1,093,900.07	short-term loan	49		
transaction monetary assets	3			transaction financial liabilities	50		
short term investment	4			*warrant payable	51		
notes receivable	5			notes payable	52		
account receivable	6	4,208,892.54	3,479,150.66	account payable	53	1,574,733.92	417,181.56
account prepaid	7	2,942,998.14	1,672,715.47	item received in advance	54	12,635,613.39	13,426,676.71
allowance receivable	8			employee pay payable	55		22,026.06
accrued interest receivable	9			Including: Accrued payroll	56		
accounts receivable-others	10	94,381.02	93,053.52	welfare payable	57		
Inventories	11	18,780,232.56	18,810,577.39	Including: Employee bonus and welfare fund	58		
Including: raw materials	12	814,143.01	937,552.84	tax payable	59	-27,788.66	-10,470.62
commodity stocks	13	4,118,917.01	4,118,917.01	Including: Taxes payable	60	-27,788.66	-10,470.62
Items to be apportioned	14			other non-payment	61		
non current assets within a year	15			interest payable	62	37,919,987.70	36,568,803.79
other current assets	16			dividend payable	63		
Total current assets	17	26,071,643.22	25,149,397.11	other account payable	64	5,738.18	10,274.18
Non current assets	18			Due within one year of non-current liabilities	65		
financial assets available for sale	19			Other current liabilities	66		
held investment due	20			Total current liabilities	67	52,108,284.53	50,434,491.68
long term investment on bonds	21			Non-current liabilities	68		
long term account receivable	22			money borrowed for long term	69		
long term stock ownership investment	23			bonds payable	70		
right of equity separation and circulation	24			long-term account payable	71		
investment real estate	25			special accounts payable	72		
Fixed assets-cost	26	161,596,639.15	161,596,639.15	estimated liabilities	73		
less: accumulated depreciation	27	89,476,628.13	89,939,437.11	deferred income tax liabilities	74		
Fixed assets-net value	28	72,120,011.02	71,657,202.04	Credit side of deferred tax	75		
less: permanent assets reduction reserve	29			other Non-current liabilities	76		
Fixed assets-net value	30	72,120,011.02	71,657,202.04	Including: Authorized reserve fund	77		
construction in process	31			Total Non-current liabilities	78	0.00	0.00
engineer material	32			Total liabilities	79	52,108,284.53	50,434,491.68
disposal of fixed assets	33	522,500.27	522,500.27	Investor's equity (or shareholders)	80		
productive living assets exclusively	34			paid-up capital	81	226,392,491.27	226,392,491.27
oil and gas assets	35			State Capital	82		
Intangible assets	36	6,371,259.28	6,330,137.20	collective capital	83		
Including: right to the use of a site	37	6,371,259.28	6,330,137.20	corporate Capital	84		
development phrase	38			Including: state-owned corporate capital	85		
business reputation	39			collective Corporate Capital	86		
equity investment difference	40			personal Capital	87		
long term deferred expenses	41			foreign Capital	88	226,392,491.27	226,392,491.27
deferred income tax assets	42			less: returned investments	89		
debit side of deferred tax	43			net paid-up capital (or Equity)	90	226,392,491.27	226,392,491.27
other non-current assets	44			contributed surplus	91	7,027,506.20	7,027,506.20
Including: characterized material reserve	45			less: Treasury shares	92		
TOTAL non-current assets	46	79,013,770.57	78,509,839.51	earned surplus	93		
				Including: statutory provident funds	94		
				any fund	95		
				reserve fund	96		
				enterprise Liabilities fund	97		
				investment returned with profit	98		
				△general risk provisions	99		
				*#Investment losses are not recognized(“-”)	100		
				retained earnings	101	-180,442,868.21	-180,195,252.53
				Including: Cash Dividend	102		
				*currency translation difference	103		
				total equity attributable to parent company	104		
				*minority interest	105		
				Total investor's equity	106	52,977,129.26	53,224,744.94
				#less: Asset loss	107		
				Total investor's equity	108	52,977,129.26	53,224,744.94
TOTAL ASSETS	47	105,085,413.79	103,659,236.62	TOTAL LIABILITIES AND INVESTORS EQUITY	109	105,085,413.79	103,659,236.62

EKC INDUSTRIES (TIANJIN) CO., LTD

INCOME STATEMENT

2019 January to March

ITEMS	Row	2019 January to March	2018 April to March	ITEMS	Row	2019 January to March	2018 April to March
一、 Operating income	1	915,124.97	26,838,123.30	Including: Pairs of joint ventures and joint ventures, investment income	22		
Including: revenue	2	915,124.97	26,838,123.30	三、 Operating profit (Loss “-”)	23	663,853.26	-17,703,967.00
Including: main business income	3	915,124.97	26,586,440.50	Add: Non-operating income	24	373,188.14	6,579,383.44
other business income	4		251,682.80	Including: Non-current assets disposed of the profits	25		
二、 The total cost of operating	5	251,271.71	44,542,091.30	Non-monetary assets exchange gains	26		
Including: operating costs	6	922,430.73	26,503,861.63	Subsidy income	27		
Including: main business cost	7	922,430.73	26,503,861.63	Debt restructuring gains	28		
other operational costs	8	0.00	0.00	Less: Non-operating expenses	29	789,425.72	7,076,586.16
business tariff and annex	9	18,972.62	119,967.71	Including: non-current assets of disposal losses	30		
selling expenses	10	106,750.00	924,387.60	Exchange loss of non-monetary assets	31		
general and administrative expenses	11	968,208.88	5,699,720.65	Loss of debt restructuring	32		
Including: business hospitality	12			四、 Total profit (Loss “-”)	33	247,615.68	-18,201,169.72
research and development expenses	13			Less: Income tax expense	34		
financial expenses	14	-1,765,090.52	11,294,153.71	add: #Investment losses are not recognized	35		
Including: interest expenditures	15			五、 Net profit (Loss “-”)	36	247,615.68	-18,201,169.72
interest income	16	-109.55	-1,483.65	Less: #Minority gains and losses	37		
net exchange losses (Net “-”)	17	-1,766,789.35	9,289,165.71	六、 Owner's net profit attributable to parent company	38	247,615.68	-18,201,169.72
loss from asset devaluation	18			七、 share earnings	39		
other	19			Basic earnings per share	40		
Changes in fair value gains (Loss “-”)	20			Diluted earnings per share	41		
Income on investment (Loss “-”)	21		1.00				



会计师事务所 执业证书

名称：天津市诺晟诚会计师事务所有限公司

首席合伙人：

主任会计师：

经营场所：

王桂军

天津市武清开发区福源道18号楼512

组织形式：有限责任

执业证书编号：12000069

批准执业文号：津财委字2004第8号

批准执业日期：2004年07月14日



此件与原件一致

证书序号：0000371

说明


- 1、《会计师事务所执业证书》是证明持有人经财政部门依法审批，准予执行注册会计师法定业务的凭证。
- 2、《会计师事务所执业证书》记载事项发生变动的，应当向财政部门申请换发。
- 3、《会计师事务所执业证书》不得伪造、涂改、出租、出借、转让。
- 4、会计师事务所终止或执业许可注销的，应当向财政部门交回《会计师事务所执业证书》。



发证机关：天津市财政局

二〇一八年七月二十日

中华人民共和国财政部制



营业执照

统一社会信用代码(副本) 91120222764315061A

名称 天津市诺晟诚会计师事务所有限公司

类型 有限责任公司

住所 天津市武清开发区福源道18号楼512


法定代表人 王桂军

注册资本 叁拾万元人民币

成立日期 二00四年七月二十二日

营业期限 2004年07月22日至 2034年07月21日

经营范围 审查企业会计报表出具审计报告；验证企业资本出具验资报告；办理企业合并、分立、清算事宜中的审计业务出具相关的报告；承办会计咨询、会计服务业务。（依法须经批准的项目，经相关部门批准后方可开展经营活动）



登记机关

2017 年 05 月 16 日



每年1月1日至6月30日，应登录公示系统报送年度报告，逾期列入经营异常名录